




GT50/124/0009

**ROAD TRAFFIC REGULATION ACT 1984 – SECTIONS 64 AND 65
AUTHORISATION OF TRAFFIC SIGNS AND SPECIAL DIRECTIONS**

The Secretary of State for Transport, in exercise of her powers under Sections 64 and 65 of the Road Traffic Regulation Act 1984, and of all other powers enabling her in that behalf, for the purpose of informing road users of the conditions of a bus lane on Vastern Road, Reading, hereby:-

1. authorises the erection at or within 5 metres of the sites indicated schematically on the attached plan numbered GT50/124/0009-1 of a traffic sign (hereinafter referred to as "the authorised sign A") conforming as to size, colour and character with that shown at A on the attached drawing numbered GT50/124/0009-2; and
2. authorises the erection at or within 5 metres of the sites indicated schematically on the said plan of a traffic sign (hereinafter referred to as "the authorised sign B") conforming as to size, colour and character with that shown at B on the said drawing; and
3. directs that, notwithstanding the provisions of Direction 18(3) of the Traffic Signs General Directions 2002 (Part II of SI 2002/3113, "the 2002 Directions"), the authorised sign A may be used with the road marking to diagram 1010 in Schedule 6 to the Traffic Signs Regulations 2002 (Part I of SI 2002/3113, "the 2002 Regulations"); and
4. directs that, notwithstanding the provisions of Direction 18(3) of the 2002 Directions, the authorised sign B shall be used with the road markings to diagram 1048 and diagram 1049 in Schedule 6 to the 2002 Regulations; and



GT50/124/0009

5. directs that it is a condition of this authorisation that the authorised signs A and B may be placed only to indicate the effect of a corresponding Traffic Regulation Order; and
6. directs, without prejudice to any statutory provision to the like effect, that it is a condition of this authorisation that the erection of the authorised signs A and B at or near the said sites shall continue to have effect only until such day as may be appointed by one month's notice given by the Secretary of State in writing to the traffic authority for the removal or alteration of the authorised signs A and B and on that day the said authorisation shall, without prejudice to the giving of any further authorisation or direction, cease to have effect.


The provisions of Regulations 12, 18 and 19 of the 2002 Regulations shall apply to the authorised sign A in the same manner as they apply to the sign to diagram 958 in Schedule 5 to those Regulations.

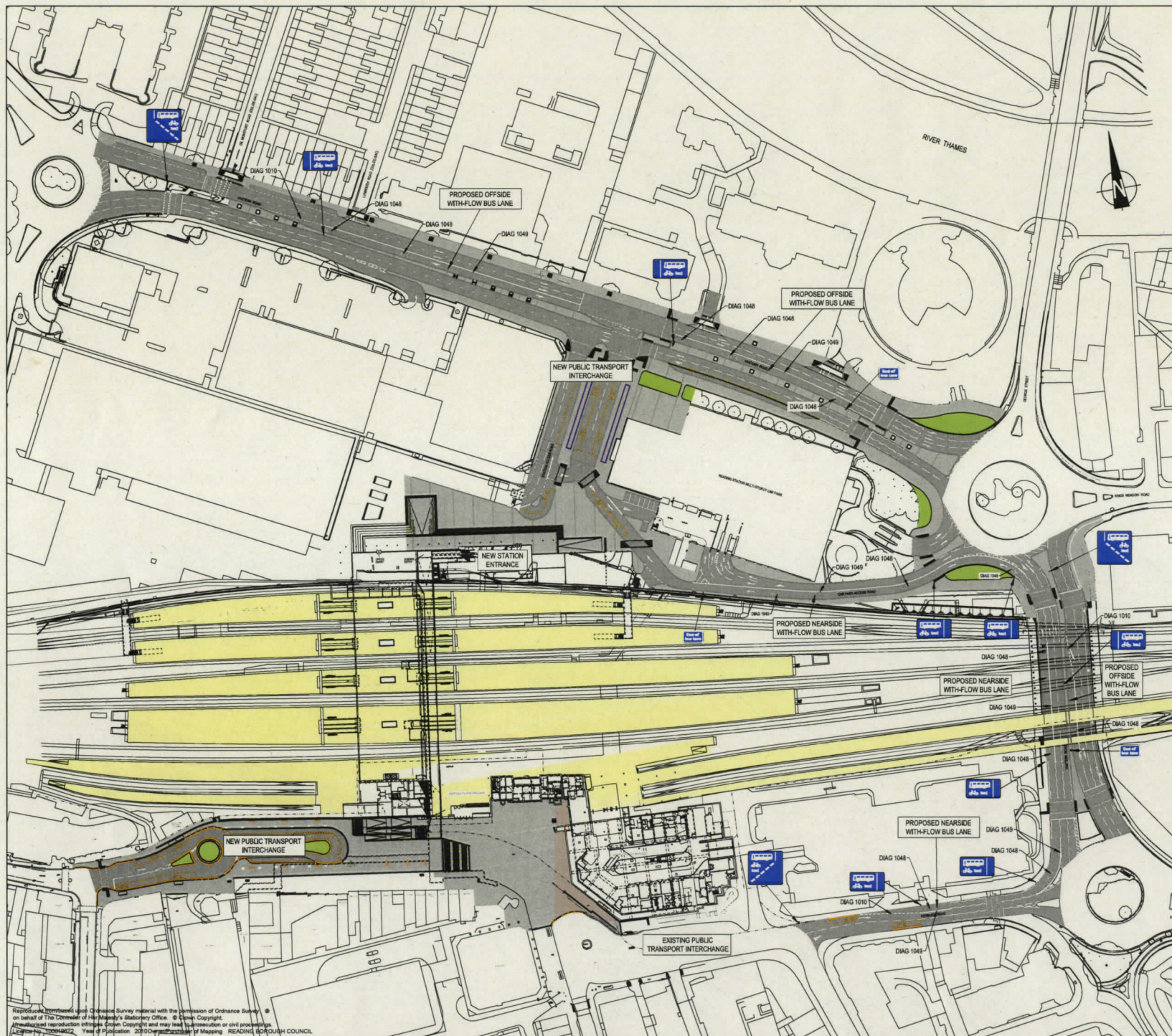
The provisions of Regulations 12, 18 and 19 of the 2002 Regulations shall apply to the authorised sign B in the same manner as they apply to the sign to diagram 959 in Schedule 5 to those Regulations.

Dated 28th May 2012

Signed by authority of the Secretary of State

A Delegated Official of the Department for Transport





Proposed Bus Lane Signage

Non-proscribed signs for which Special Authorisation is being sought:



NP958.6 - BUS, CYCLE & TAXI



NP959.5 - BUS, CYCLE & TAXI

Standard signs also using being used for this scheme:



DIAG 968 - BUS, CYCLE & TAXI



DIAG 959 - BUS, CYCLE & TAXI



DIAG 964

Key

- Carriageway
- Footway
- Landscaping

Notes

- All non-proscribed signs based upon working drawings supplied by the Department for Transport.
- All standard signs and road markings based upon the Traffic Signs Regulations & General Directions 2002.

B	Labels and sign locations revised. Border size changed to A2.	REM	25.04.12	CC
A	Notes and road markings revised	REM	06.02.12	CC
Mark	Revision	Drawn	Date	Chkd

SCALING NOTE: Do not scale from this drawing. If in doubt, ask.
 UTILITIES NOTE: The position of any existing public or private sewers, utility services, plant or apparatus shown on this drawing is believed to be correct, but no warranty is made. Other such plant or apparatus may also be present but not shown. The Contractor is therefore advised to undertake his own investigation where the presence of any existing sewers, services, plant or apparatus may affect his operations.

Drawing Issue Status APPLICATION FOR SPECIAL AUTHORISATION

READING STATION INTERCHANGES & ASSOCIATED HIGHWAY IMPROVEMENTS PROPOSED BUS LANES

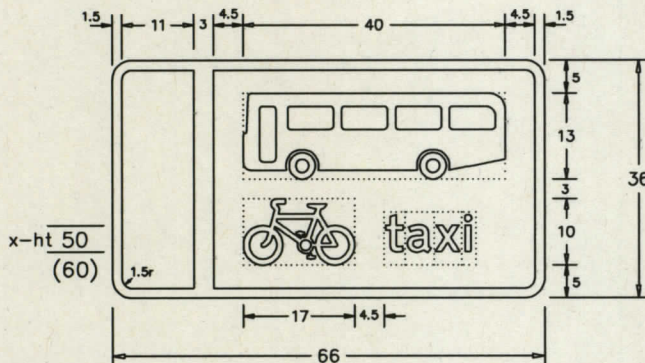
Client					
Date of 1st issue	25.01.2012	Drawn by	REM	Offices throughout the UK, continental Europe, Africa and Asia www.peterbrett.com © Peter Brett Associates LLP READING Tel: 0118 950 0763 Fax: 0118 959 7488	
A2 Scale	1:1250	Checked by	CC		
Drawing Number	22588/003/SK098	Revision	B		

Drawing No.
NP 959.5

Related Drawings
S 24 &
S 25 sheets 1 & 2

© CROWN COPYRIGHT

- NOTES: - 1. The legend 'taxi' is from the Transport Medium alphabet at the x-heights shown.
2. Symbol details are given on drawings S 24 and S 25 sheets 1. The symbols must face left unless the lane is a right turn only lane.
3. The tile outlines do not form part of the sign.
4. COLOURS : Background ----- BLUE
Legend, Symbols & Border --- WHITE
5. DIMENSIONS : x-heights are in millimetres, other dimensions are in stroke widths. (4sw = x-height)
6. VARIANTS : The legend 'taxi' may be omitted. The legend 'local' may be added and the bus symbol shown on dwg S 25 sheet 2 must be used. A timeplate may be added in the same colours (see dwg. P 961).



Height	Width
50	450
60	540
	825
	990

NP959x5

Before using this drawing, confirm that it has not been superseded.

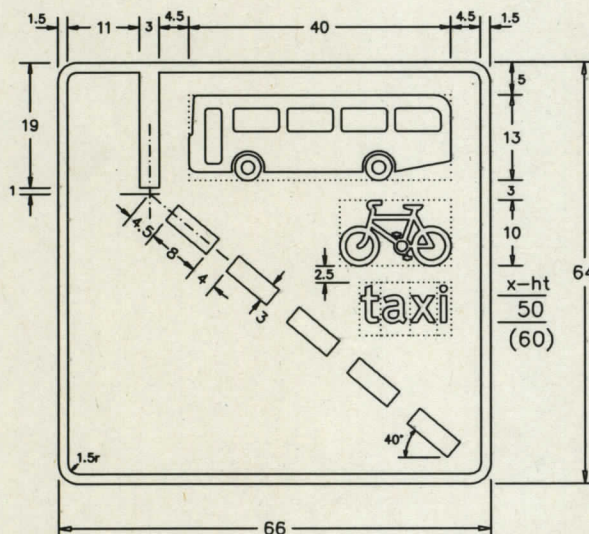
Department for Transport	Title: Regulatory Sign	Issue: Date: A: 17.7.03 B: C:	Drawn by: L.W. Approved by: R.M.	Dimensions: SEE NOTE 5	Drawing No. NP 959.5
---------------------------------	------------------------	-------------------------------------	-------------------------------------	------------------------	----------------------

Drawing No.
NP 958.6

Related Drawings
S 24 &
S 25 sheets 1 & 2

© CROWN COPYRIGHT

- NOTES: - 1. The legend 'taxi' is from the Transport Medium alphabet at the x-heights shown.
2. Symbol details are given on drawings S 24 and S 25 sheets 1. The symbols must face left unless the lane is a right turn only lane.
3. The tile outlines do not form part of the sign.
4. COLOURS : Background ----- BLUE
Legend, Symbols & Border --- WHITE
5. DIMENSIONS : x-heights are in millimetres, other dimensions are in stroke widths. (4sw = x-height)
6. VARIANTS : The legend 'taxi' may be omitted. The legend 'local' may be added and the bus symbol shown on dwg S 25 sheet 2 must be used. A timeplate may be added in the same colours (see dwg. P 961).



Height	Width
50	800
60	960
	825
	990

NP958x6

Before using this drawing, confirm that it has not been superseded.

Department for Transport	Title: Bus and Cycle Sign	Issue: Date: A: 17.7.03 B: C:	Drawn by: L.W. Approved by: R.M.	Dimensions: SEE NOTE 5	Drawing No. NP 958.6
---------------------------------	---------------------------	-------------------------------------	-------------------------------------	------------------------	----------------------

Notes

- Working drawings supplied by the Department for Transport.
- This drawing to be read in conjunction with Peter Brett Associates drawing no. 22588/003/SK98

B	Sign details replaced by DFT working drawings	REM	25.04.12	CC
A	References to Diag 958A and 959A added	REM	02.03.12	CC
Mark	Revision	Drawn	Date	Chkd

Drawing Status
APPLICATION FOR SPECIAL AUTHORISATION

READING STATION INTERCHANGES &
ASSOCIATED HIGHWAY IMPROVEMENTS
OFFSIDE WITH-FLOW BUS LANE SIGNS

pba
peterbrett

Client



Reading
BOROUGH COUNCIL

SCALING NOTE: Do not scale from this drawing. If in doubt, ask.
UTILITIES NOTE: The position of any existing public or private sewers, utility services, plant or apparatus shown on this drawing is believed to be correct, but no warranty to this is expressed or implied. Other such plant or apparatus may also be present but not shown. The Contractor is therefore advised to undertake his own investigation where the presence of any existing sewers, services, plant or apparatus may affect his operations.

Date of 1st Issue 25.01.2012	Drawing Number	Revision
A4 Scale NOT TO SCALE	22588/003/SK99	B
Drawn by REM		
Checked by DH		

Offices throughout the UK,
continental Europe, Africa and Asia
www.peterbrett.com
© Peter Brett Associates LLP
READING
Tel 0118 950 0761 Fax 0118 959 7498