

Approximate extent of the Site

Norman Place

Existing SSE Building

SSE Electricity Sub-Station

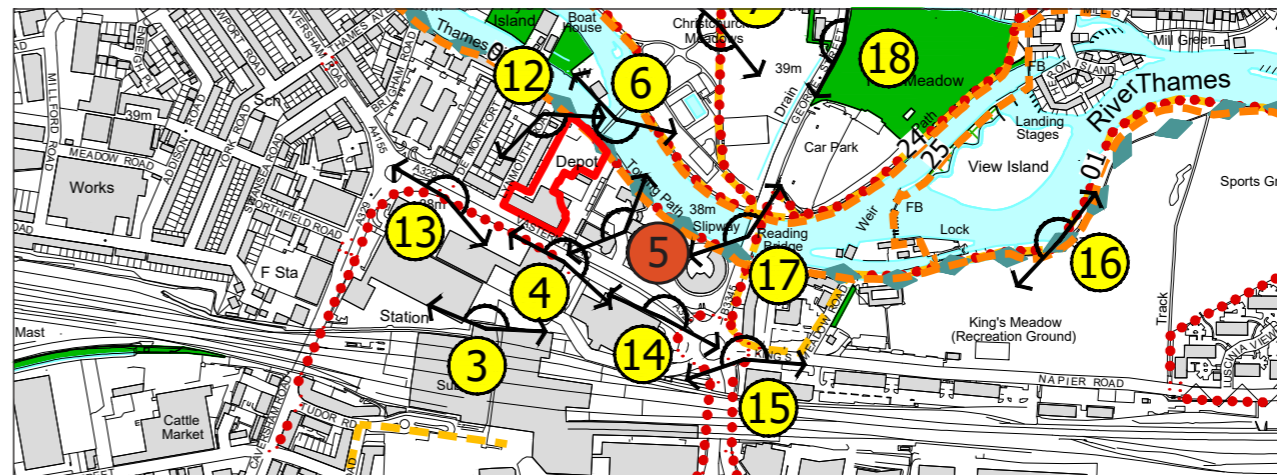


SITE CONTEXT PHOTOGRAPH 5: VIEW WEST FROM NORMAN PLACE



Actual size extract (recommended viewing distance 300mm @A3)

Approximate distance from the Site boundary: 79m

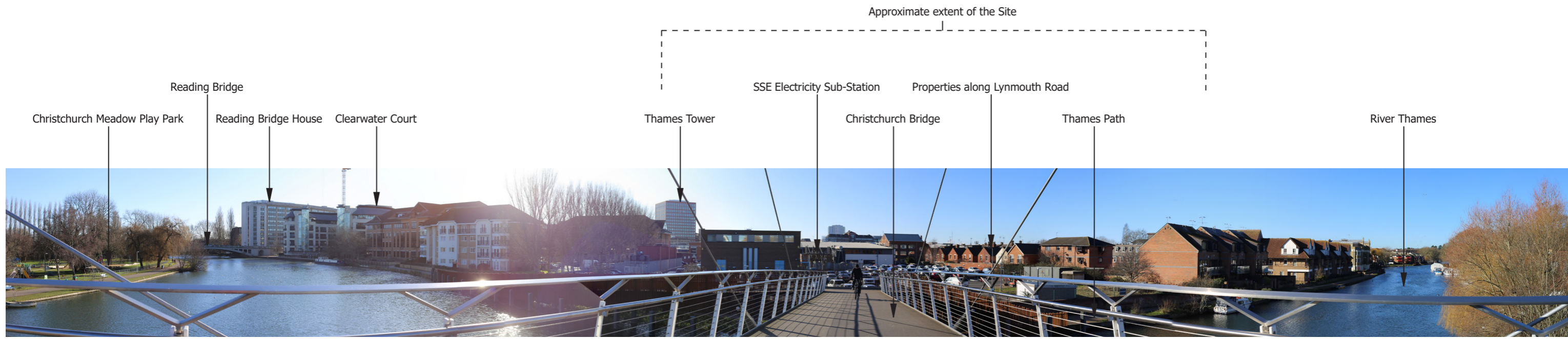


55 VASTERN ROAD, READING

SITE CONTEXT PHOTOGRAPH: 5

DATE TAKEN: JAN - APR 2019  
PROJECT NUMBER: 28876

**BARTON WILLMORE**

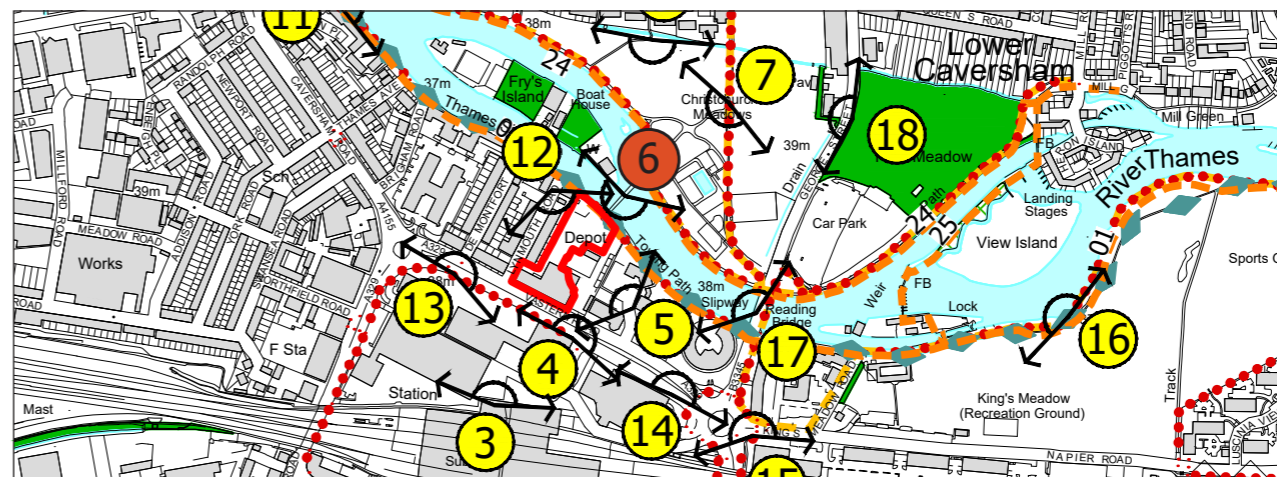


**SITE CONTEXT PHOTOGRAPH 6: VIEW SOUTH-WEST FROM CHRISTCHURCH BRIDGE**



Actual size extract (recommended viewing distance 300mm @A3)

Approximate distance from the Site boundary: 37m



**55 VASTERN ROAD,  
READING**

**SITE CONTEXT  
PHOTOGRAPH: 6**

**DATE TAKEN: JAN - APR 2019  
PROJECT NUMBER: 28876**

**BARTON  
WILLMORE**